

SECOND NATURE[®]

KITCHENS



YOUR INSPIRATION BOOK

SECOND NATURE[®] KITCHENS

Designing a kitchen is Second Nature to us,
so your dream room is never far away.

Here at Second Nature we have an abundance of design possibilities
ready and waiting to help you create your perfect kitchen.

From contemporary to classic, our expert designers have created an
extensive collection of kitchens to suit an array of budgets, spaces
and styles, and with generations of experience, we're confident we'll
help you discover the heart of your home.

Available through a network of independent retailers across the UK,
your local Second Nature specialist will guide you through the entire
process with the highest level of service and care, to ensure you get a
kitchen that fits flawlessly around your lifestyle.

Packed full of the very latest kitchen ideas, this inspiration book aims
to provide you with the confidence to create the perfect setting that
will last for years to come.

www.sncollection.co.uk





CONTENTS

THE
BioGraphy®
MODERN COLLECTION

Porter	07
Feature Glazed Doors	25
Feature Woodgrain Doors	27
Remo	29
Ellerton	41
Lichfield	45
Tomba	49
Alpina	53
Unity	55

THE
ALCHEMY®
CLASSIC COLLECTION

Ellerton	63
Lichfield	69
Milbourne	73
Mornington Beaded	85
Mornington Shaker	93
Fitzroy	101
Broad oak	111
Langham	121
Cornell	123
Milton	125

**FINISHING
DETAILS**

Colour Collection	131
Door Collection	133
Planning Your Kitchen	135
Storage	137
Worksurfaces	147
Handles	155
Lighting	159
Appliances, Sinks & Taps	163
Real Kitchens	165

LOOK OUT FOR THESE ICONS



Made to
measure



Real wood
veneer



Solid wood/
real wood
veneer



Further painted colours available

WHERE IT ALL BEGAN

...

Our story began over 100 years ago, as a family run, independent business in County Durham.

Since then, we have evolved and grown, whilst keeping our roots firmly in the region, establishing Second Nature as one of the leading independent kitchen brands across the UK.

From day one our approach was to create a kitchen collection that was innovative, flexible and good quality - all at an affordable price; values we still hold today.

With an expert in-house design team, we scour the world to bring you the latest styles, materials and finishes. Combining these with new technologies and functions, we have meticulously crafted an extensive collection of kitchen furniture, that perfectly suits any home.

Our unique approach has successfully created kitchens for thousands of homes, won multiple awards and forged lasting partnerships with a growing family of over 300 retailers nationwide.

Family company. National brand. Local experts.



KITCHENS FROM LOCAL SPECIALISTS

...

With roots placed firmly across the UK, our national network of over 300 independent studios means that your local kitchen specialist is never far away.

Providing trusted advice and considering every last detail, your Second Nature retailer will guide you through the entire process, from planning and design, right through to installation.

They'll listen carefully to your ideas and lifestyle needs, with the knowledge to re-imagine the best use of your space, creating a tailor-made kitchen that works beautifully in your home; a place to make memories that will truly last a lifetime.

To find your local Second Nature specialist, visit

www.sncollection.co.uk/showrooms



THE **BioGraphy**[™] MODERN COLLECTION

Our BioGraphy collection is designed with modern living in mind. A stunning choice of contemporary kitchen designs enables you to reflect your personality and create smart and stylish spaces that work for you and your life – with no compromise on quality, functionality or practicality.



PORTER

Porter, our bestselling slab design, allows you to create clean, sleek lines for an ultra-modern look.

Whether you pair with complementary handles, or strip back to create a true handleless design, Porter is available in eight striking high gloss or six smooth matt colours, allowing for a perfect canvas to unleash minimalist styling.

Sophisticated yet functional, Porter can be used on its own, or combined with a contrasting feature door, to create a timeless and contemporary space, perfect for any home.

SHOWN HERE IN MATT WHITE
WITH ALUMINIUM HANDLELESS TRIM

FINISHES AVAILABLE AS STANDARD



FURTHER PAINTED COLOURS AVAILABLE

See page 131 & 132





Above: Introduce a Reclaimed Oak feature door to inject warmth into your neutral colour palette.

Left: A true handleless design, Porter can be combined with a selection of handleless trim finishes to create a striking, contemporary look.

Right: An Aluminium Handleless Trim accentuates the clean linear design of Porter.

Worksurfaces: Strata Quartz Brilliant White & Strata Granite Sinuous White





**PORTER IN GLOSS SILVER GREY
WITH ALUMINIUM HANDLELESS TRIM**

Left: An ultra high gloss finish cleverly bounces light around the room, creating a bright and airy space.

Worksurfaces: Strata Granite Nero Assoluto & Strata Granite Black Shimmer

**PORTER IN MATT DOVE GREY & CHALK BLUE
WITH ALUMINIUM HANDLELESS TRIM
& FITZROY IN CHALK BLUE**

Right: Blend a neutral colour palette with bright pops of colour to accentuate your individual style.

Below: A pantry allows all your essentials to be hidden away but still close at hand. They can be designed with an array of features to suit your individual requirements.



Worksurfaces: Silestone Lagoon & Strata Timber Oak End Grain



PORTER IN GLOSS PORCELAIN,
GLOSS CASHMERE & MATT TRUFFLE

Right: Combine a collection of rich and warm neutral tones to create a sophisticated and luxurious look.

Below: Porter's simple style will provide a perfect canvas to add striking accessories.



Worksurfaces: Strata Granite Moon Pearl & Strata Granite Rippled Mink
Handle: Chrome Knob (K1043.32.CH)





**PORTER IN MATT GRAPHITE
WITH BROADOAK RYE**

Left: Cleverly combine darker tones with a woodgrain feature door, to create an industrial twist on this contemporary design.

Above: Ultra-stylish, minimalist handles, give Porter a whole new look.

Worksurface: Strata Granite Black Linen
Handle: Stainless Steel Trim (H1072.200.SS)



**PORTER IN MATT DRY ROSE
& MATT DUST GREY**

Left: Porter's simplicity is the perfect canvas for a wide variety of colours.

Above: Add industrial character to an otherwise feminine design through open metal shelving.

Worksurface: Strata Quartz Marquina
Handle: Matt Black Knurled (H1126.448.MB, K111.20B384MB, H1126.257B386MB)



PORTER MATT LAVA & GLOSS UMBER

Left: Porter's seamless design perfectly lends itself to a concealed kitchen design.

Above: Situated behind sliding track doors, hidden kitchens are the perfect way to conserve space, and conceal clutter and appliances when they are not in use.

Worksurface: Strata Quartz Tropical Storm
Handle: Black & Chrome D-Handles (H762.192.CHBR)



FEATURE GLAZED DOORS

Perfectly suited to a contemporary kitchen design, our feature glazed doors are ideal to personalise your design. In a choice of black or bronze, they can create a striking statement in any kitchen.

SHOWN LEFT IN BLACK & BELOW IN BRONZE


FINISHES AVAILABLE



BLACK



BRONZE





Worksurfaces: Strata Quartz Brilliant White & Strata Granite Sinuous White

FEATURE WOODGRAIN DOORS

An easy way to add interest and texture, our woodgrain effect doors can become a stylish focal point in any minimal or modern look. Character Graphite's grey undertones and embossed-like finish keep everything muted, whilst the exaggerated knotting of Reclaimed Oak adds a rough luxe element.

SHOWN LEFT IN CHARCTAER GRAPHITE
& BELOW IN RECLAIMED OAK

FINISHES AVAILABLE



CHARACTER
GRAPHITE



RECLAIMED
OAK





REMO

Inspired by modern European styles, Remo is a contemporary, minimalist design, with an integrated j-pull handle, making it one of our most popular modern ranges for those searching for a clean, uncluttered look.

Available in a matt or gloss finish, as well as a woodgrain elm texture, Remo offers you the design flexibility to create your perfect sanctuary.

SHOWN HERE IN MATT PORCELAIN & GLOSS GRAPHITE

FINISHES AVAILABLE AS STANDARD

- | | | | |
|---|--|--|---|
| 
WHITE
MATT & GLOSS | 
PORCELAIN
MATT & GLOSS | 
ALABASTER
GLOSS | 
BEIGE
GLOSS |
| 
CASHMERE
MATT & GLOSS | 
DOVE GREY
MATT & GLOSS | 
SILVER GREY
MATT & GLOSS | 
GRAPHITE
MATT & GLOSS |
| 
ELM
WOODGRAIN | | | |

+



FURTHER PAINTED COLOURS AVAILABLE

See page 131 & 132





Top: Strata Quartz Ash Grey worktop combined with a Strata Quartz White Venato splashback.

Bottom: The integrated j-pull handle offers a unique twist to a contemporary slab door.

Left: Remo's sleek and smooth style provides a perfect backdrop for a multi-functional space.

Worksurface: Strata Quartz Ash Grey with Strata Quartz White Venato splashback



REMO IN MATT STORM BLUE

Left: Match your kitchen to your personality thanks to an extensive choice of 32 painted colours.

Worksurface: Strata Quartz Crystal Grey & Strata Timber Black Washed



REMO IN GLOSS SILVER GREY
& BROADOAK RYE

Above: A softer silver-grey gloss colour palette creates a calming but contemporary feel.

Right: Perfectly combine classic and contemporary through the addition of a Broadoak Rye unit.

Worksurface: Silestone Quartz Ariel



REMO IN ELM & GLOSS PORCELAIN

Right: Remo's handleless design allows for effortless opening whilst maintaining a streamlined, uncluttered look.

Below: This light modern woodgrain works well as a whole kitchen, or mixed together perfectly with other finishes from our colour palette.

Worksurface: HI-Macs Ivory White



REMO IN MATT WHITE

Right: White provides a perfect backdrop to experiment with bold patterns and furnishings.

Below: Keep your everyday essentials in reach with a Kesseböhmer Convoy Centro pull-out larder.



Worksurface: Corian Solid Surface Glacier White with Oak feature strip





Worksurface: Strata Quartz Calacatta Gold

ELLERTON

Cleverly blending the seamless, smooth lines of a handleless design, with the beautiful simplicity of a Shaker profile, Ellerton creates a contemporary twist on a timeless classic.

The symmetry is enhanced by a contrasting woodgrain or matching painted trim, perfect for creating a uniquely bespoke look.

SHOWN HERE IN CHARCOAL & PARTRIDGE GREY
WITH RYE HANDLELESS TRIM

FINISHES AVAILABLE AS STANDARD

- 

CHALK
MATT
- 

STONE
MATT
- 

PARTRIDGE
GREY
MATT



FURTHER PAINTED COLOURS AVAILABLE

See page 131 & 132



Above: The addition of plinth lighting illuminates your floor whilst adding depth and dimension to the room

Right: Ellerton's refined detailing gives this modern door an enduring appeal.

Left: Choose a matching handleless trim to create a seamless finish.

Worksurface: Neolith Ultra Compact Aspin Grey & Onyx



LICHFIELD

Capturing contemporary sophistication through a sleek j-pull handleless design, Lichfield cleverly combines an intricate shaker style frame within the unique aesthetic of a modern slab.

SHOWN HERE IN ESPRESSO & MATT STONE



Solid wood/
real wood
veneer

FINISHES AVAILABLE AS STANDARD



PORCELAIN
MATT



PARTRIDGE
GREY
MATT



ESPRESSO
MATT



RYE OAK
MATT



FURTHER PAINTED COLOURS AVAILABLE

See page 131 & 132



Top: An LED light strip concealed in the splash back is perfect for illuminating those small cooking tasks or adding mood to any space.

Left: Continuing the lines of this j-pull design, around elements such as an island, elevates this thin worktop above the richness of the furniture.

Right: The balance of a modern design and a rich natural palette creates a unique kitchen style.

Worksurface: Neolith Ultra Compact Strata Argentum





TOMBA

Offset the kitchen's simplicity with contrasting textures and colours to create a striking contemporary space.

Tomba's subtly thicker door and sloped top edge, offers a premium yet refined take on a true handleless kitchen.

In a palette of 32 colours, gloss or matt, this sleek, linear design can be perfectly paired with three handleless trim options.

SHOWN HERE IN GLOSS WHITE
WITH AN ALUMINIUM HANDLELESS TRIM
& ALPINA DEEP OAK MATT



AVAILABLE PAINT-TO-ORDER

See page 131 & 132



Top: A Kesseböhmer Convoy Premio larder can hold up to a weeks' worth of groceries. Having easier access to your items means less food goes to waste.

Bottom: Tomba's striking edge profile offers a sleek and spectacular look.

Left: Tomba's contemporary lines combined with a clean handleless trim make it the perfect kitchen for a modern setting.

Worksurface: Silestone Quartz Lyra





ALPINA

The inherent natural beauty of Alpina, reflects the unique aspects of a truly bespoke kitchen. Utilising real timber veneers with gloss, matt or heavily embossed finishes, combined with made-to-measure sizes, ensures this collection is adaptable to any part of the home.

Whether as a full kitchen or offset against a painted finish, Alpina has it's roots firmly in both nature and cutting-edge design.

SHOWN HERE IN SILVER OAK MATT
WITH PORTER & GRAPHITE HANDLELESS TRIM



FINISHES AVAILABLE AS STANDARD

			
BURNT ASH	DEEP OAK MATT	MIST GLOSS	MIST MATT
			
NATURAL OAK MATT	SILVER OAK GLOSS	SILVER OAK MATT	SMOKED LARCH MATT
			
SMOKED OAK GLOSS	SMOKED OAK MATT	TABACCO GLOSS	TABACCO MATT

Worksurfaces: Strata Timber Black Washed & Neolith Ultra Compact Beton



Worksurfaces: Dekton Ultra Compact Halo & Strata Timber Prime Oak

UNITY

No matter what shape or sized kitchen you require, our made-to-measure Unity collection is designed with flexibility in mind, helping to achieve a truly unique look.

Available in an extensive choice of colours, finishes and edge options, this range has been tailored around creating bespoke sizes, offering versatility and flexibility to fit flawlessly into your lifestyle.

SHOWN HERE IN CASHMERE GLOSS & LAVA GLOSS



FINISHES AVAILABLE AS STANDARD

- PURE WHITE GLOSS

CASHMERE GLOSS

LIGHT GREY GLOSS

DAKAR GLOSS

LAVA GLOSS

GRAPHITE GLOSS
- FJORD METALLIC GLOSS

GRAPHITE METALLIC GLOSS

GOLD METALLIC GLOSS
- SMOKED ASH GLOSS WOODGRAIN
- PURE WHITE SUPERMATT

CASHMERE SUPERMATT

LIGHT GREY SUPERMATT

STEEL GREY SUPERMATT
- LAVA SUPERMATT

GRAPHITE SUPERMATT

FJORD SUPERMATT



**UNITY IN GRAPHITE SUPERMATT
& LIGHT GREY SUPERMATT**

Left: Unity's unique ability to create bespoke looks, allows you to maximise every inch of space in your kitchen, no matter how big or small.

Unity caters for smaller spaces and various appliance sizes, without any compromise on design or style.

Worksurface: Strata Quartz Elegant Slate Leather

UNITY IN FJORD METALLIC GLOSS & WHITE GLOSS


Right: Whether you envisage a handleless trim or opt for a handle, Unity's flexibility ensures it works effortlessly with both, creating a clean, streamlined aesthetic, popular within a modern-day kitchen.

Below: Shown here in a two-tone 3D glass effect for a contrasting look, or alternatively, matching 'airtech' edging is available for a seamless finish.



Worksurface: Strata Quartz Absolute Marble White
Handles: Stainless Steel Bar Handle (H503.128.SS)
& Stainless Steel Trim Handle (H1088.160.SS)





THE **ALCHEMY**TM CLASSIC COLLECTION

Our Alchemy collection fuses a deep understanding of today's lifestyles with British design heritage – designed to work in any home. A classic collection, for the modern era with timeless design appeal, you'll continue to enjoy these kitchens year after year.



ELLERTON

A classic kitchen with a modern twist, Ellerton combines the fine frame detailing of a traditional shaker with the contemporary, clean lines of a handleless door to create a truly unique look. A simple handleless trim, available in complementing painted colours or a rye oak woodgrain, creates a streamlined look that will feel at home in any setting.

SHOWN HERE IN CHALK
WITH RYE HANDLELESS TRIM

FINISHES AVAILABLE AS STANDARD

- 

CHALK
MATT
- 

STONE
MATT
- 

PARTRIDGE
GREY
MATT



FURTHER PAINTED COLOURS AVAILABLE

See page 131 & 132



Above: The sloping chamfer of the integrated handle combines effortless functionality with intricate detailing.

Right: Hidden behind Ellerton's clean lines, the Convoy Premio offers the ultimate luxury in kitchen storage.

Left: The striking Strata Quartz Statuario worksurface contrasts beautifully with the Chalk and Rye Oak handleless trim.

Worksurface: Strata Quartz Statuario



ELLERTON IN DUST GREY

Left: The handleless trim of Ellerton can be matched perfectly to your chosen design thanks to our palette of 32 painted colours.

Above: With a slim, low profile frame, Ellerton gives a hint of tradition whilst maintaining a contemporary look.

Worksurface: Strata Quartz Statuario



Worksurface: Strata Quartz Carrara Gioia

LICHFIELD

Lichfield, with its classically refined frame and integrated handle, is perfectly suited to the warmth of the Rye Oak woodgrain.

Mixed with a lighter palette, it creates a tranquil space that you'll always want to rush home to.

SHOWN HERE IN RYE OAK & PORCELAIN



FINISHES AVAILABLE AS STANDARD



PORCELAIN
MATT



PARTRIDGE
GREY
MATT



ESPRESSO



RYE OAK



FURTHER PAINTED COLOURS AVAILABLE

See page 131 & 132



Above: A neutral splashback offsets the striking Lichfield Rye Oak beautifully.

Left: An integrated j-pull handle offers a unique twist to a classic shaker.

Right: A bank of wall units maximise space for your everyday essentials.

Worksurface: Strata Quartz Carrara Gioia





MILBOURNE

From one look comes an abundance of possibilities. With a wide frame design and subtly textured finish, Milbourne's shaker style can be dressed up or down, to suit any setting.

A true timeless classic.

SHOWN HERE IN TRENCH COAT GREY & PORCELAIN

FINISHES AVAILABLE AS STANDARD



+



FURTHER PAINTED COLOURS AVAILABLE

See page 131 & 132

Worksurfaces: Strata Timber Salvaged & Strata Quartz Carrara Classic **Handles:** Handforged Steel Knob (K1097.40.HS) & Handforged Steel Knob Bar Handle (H1100.160.HS)





Above: Juxtapose a traditional marble effect preparation area with a contemporary Timber Strata Salvage worksurface.

Right: Hand forged steel handles introduce a rustic feel to this classic design.

Left: Cleverly mask an extractor fan with beautiful cabinetry to make a feature focal point whilst providing additional storage.

Worksurfaces: Strata Quartz Carrara Classic & Strata Select Timber

Handles: Handforged Steel Knob (K1097.40.HS) & Handforged Steel Bar Handle (H1100.160.HS)



MILBOURNE IN PARTRIDGE GREY

Right: Make the most of small spaces through a floor to ceiling larder, wall units and free-standing peninsular table.

Above: The simplicity of Milbourne allows you to experiment with bright, bold pops of colour.

Worksurfaces: Strata Granite Mystic Grey Leather & Hi-Macs Solid Surface Banana
Handles: Stainless Steel Cup Handle (H1070.64.SS) & Bow Handle (H1071.128.SS)



MILBOURNE IN STONE

Right: You will always have a place to prepare your meals with the striking addition of a butcher's block.

Below: Combine a perfect spot to cook, with a perfect area to eat whilst making the best use of space through a simple, yet effective layout.

Worksurfaces: Strata Granite Silver Waves Leather & Strata Oak End Grain
Handles: Stainless Steel Cup Handle (H1070.64.SS) & Bow Handle (H1071.128.SS)



MILBOURNE IN SAGE & ALABASTER

Right: A plate rack creates a staple feature in any traditional kitchen.

Above: An oak breakfast bar adds functionality, a place to socialise, and an element of bespoke design whilst providing warmth and natural beauty to the room.

Worksurface: Strata Granite Nero Impala
Handles: Antique Silver D-Handle (H872.128.AS)





MILBOURNE IN CHARCOAL

Left: Add texture and interest on a singular colourway through the use of open shelving and glazed feature doors.

Above: Combine copper accents with a dark rich colour palette, to create a modern, yet enduring look.

Worksurface: Strata Quartz Marble Black & Strata Timber Black Washed
Handles: Antique Copper Bar Handle (H1084160.AC)



MORNINGTON BEADED

Featuring the finer trimmings of a traditional kitchen and an exquisite ash-grain finish, Mornington Beaded cleverly explores the ornate detailing of a classic shaker style, through the addition of an elegant bead.

SHOWN HERE IN CASHMERE



FINISHES AVAILABLE AS STANDARD



PORCELAIN
MATT



STONE
MATT



DOVE GREY
MATT



PARTRIDGE
GREY
MATT



GRAPHITE
MATT



FURTHER PAINTED COLOURS AVAILABLE

See page 131 & 132





Above: There's a place for everything with our Konfigure drawer inserts.

Right: Add a touch of sophistication though eye-catching bright nickel handles.

Left: A subtle woodgrain finish adds texture to create a naturally authentic look.

Worksurfaces: Strata Quartz Luna Pearl, Marbled White island & Strata End Grain chopping block

Handles: Bright Nickel Cup Handle (H1079.32.BN) & Bright Nickel Knob (K1075.32.BN)



MORNINGTON BEADED IN DOVE GREY

Left: Create a perfect base to experiment with striking surroundings, such as Herringbone flooring and ornate wall panelling.

Below: The simplistic design of Mornington Beaded combines perfectly with a calming natural colour palette.



Worksurfaces: Strata Timber Select & Strata Quartz Carrara Gioia
Handles: Bright Copper Cup Handle (H1092.64.CO)



MORNINGTON SHAKER

A timeless classic, ready and waiting to be styled and made your own. With a distinctive ash-grain, our Mornington Shaker collection is a charming staple for any home.

SHOWN HERE IN SLATE & PARTRIDGE GREY



FINISHES AVAILABLE AS STANDARD



PORCELAIN
MATT



STONE
MATT



DOVE GREY
MATT



PARTRIDGE
GREY
MATT



GRAPHITE
MATT



FURTHER PAINTED COLOURS AVAILABLE

See page 131 & 132



Above: The Strata Quartz Hailstorm worksurface compliments the character and charm of the natural woodgrain.

Left: With a simple frame, and distinctive handles, this look blends both the modern and traditional aesthetics perfectly.

Right: A landscape inspired colour palette can help create a rustic feel.

Worksurfaces: Strata Quartz Hailstorm & Strata Distressed Timber
Handles: Black Satin T-Bar Handle (H1091.60.BS)
& Black Satin Cup Handle (H1092.64.BS)





**MORNINGTON SHAKER
IN CORNFLOWER BLUE**

Right: The bold use of colour adds a fresh look to this simple shaker.

Above: Carry this colour through to a matching painted timber handle.

Worksurfaces: Strata Granite Azul Aran & Strata Select Timber
Handles Timber Knob painted Cornflower Blue (S87/44x10)





MORNINGTON SHAKER IN GRAPHITE

Left: A warmer alternative to black, Graphite pairs perfectly with lighter neutrals for a bold but fresh feel.

Worksurface: Strata Quartz Night Storm
Handles: Black Satin Effect Trim Handle (H1087160.BS)



FITZROY

A simple shaker with a smooth painted finish, Fitzroy provides an ideal canvas to create a striking, quintessentially British look, or paired back to maintain a refined understated style.

SHOWN HERE IN COPSE GREEN

FINISHES AVAILABLE AS STANDARD



PORCELAIN
MATT



ALMOND
MATT



STONE
MATT



DOVE GREY
MATT



PARTRIDGE
GREY
MATT



GRAPHITE
MATT



FURTHER PAINTED COLOURS AVAILABLE

See page 131 & 132





Top: Add timber drawer inserts to cleverly match your internal storage with the natural aesthetic of the room.

Bottom: Classic antique bronze cup handles create a sophisticated heritage feel.

Right: A dramatic splashback can make a striking statement.

Worksurface: Strata Quartz Calacatta Gold
Handles: Antique Bronze Cup Handle (H1105.64.BR) & Antique Bronze Knob (K1106.30.BR)





FITZROY IN HARTFORTH BLUE, SLATE & PARTRIDGE GREY

Left: Mix multiple colours and materials together to create a modern twist on this classic simple shaker.

Above: Create bespoke units to house appliances whilst adding additional storage space.

Worksurfaces: Silestone Quartz Yukon & Strato Timber Prime Oak
Handles: Bright Nickel Bar Handle (H503.128.BN)



FITZROY IN STONE & PORCELAIN

Right: Keep your herbs close to hand with a bespoke integrated planter.

Above: Create a colour palette that will never go out of style.

Worksurfaces: Strata Granite - Angolan Black Leather & Dekton Ultra Compact Aura
Handles: Black Satin Effect Knob (K999.38.BS)



FITZROY IN PARTRIDGE GREY

Right: Our collections aren't just limited to the kitchen, carry your style through to any adjoining spaces, such as utility and boot rooms.

Below: Accentuate size through a light and airy colourway.

Worksurface: Strata Quartz Calacatta Gold
Handles: Chrome Cup Handle (HI092.64.CH) & Chrome Knob (K265.33.CH)





BROADOAK

Broadoak epitomises the simple values and clean design lines of the shaker movement. Its unfussy style and natural appearance ensures this enduring look never goes out of fashion.

The subtle woodgrain beautifully lends itself to an array of painted hues, or truly holds its own in a natural timber finish, to work well in any interior colour scheme.

SHOWN HERE IN DAKAR & RYE



Solid wood/
real wood
veneer

FINISHES AVAILABLE AS STANDARD



ALABASTER
CLASSIC
MATT



STONE
MATT



PARTRIDGE
GREY
MATT



NATURAL
MATT



RYE
MATT



FURTHER PAINTED COLOURS AVAILABLE

See page 131 & 132





Above: A distinctive Belfast sink is the ultimate traditional accessory.

Right: An Industrial Matt Black Cup Handle contrasts beautifully with the natural Broadoak Rye woodgrain.

Left: Bring the contents of your corner cupboard to you with a Kesseböhmer LeMans.

Worksurface: Strata Granite Carbon Grey Flamed & Strata Distressed Timber

Handles: Industrial Matt Black Bar Handle (HI103.160.MB) & Industrial Matt Black Cup Handle (HI104.96.MB)



BROADOAK IN RYE & STONE

Left: A light washed Timber Rye creates a truly exquisite country look.

Above: A farmhouse dresser proves an essential ingredient for a classic kitchen.

Worksurfaces: Silestone Helix & Strata Granite Nero Assoluto Honed
Handles: Stainless Steel D-Handle (H023.128.SS)

BROADOAK IN PUTTY & UMBER

Right: Spend quality time with friends and family around a strikingly practical kitchen island.



Worksurface: Strata Granite Steel Grey & Strata Timber Iroko
Handles: Bright Nickel Bar (H1002.160.BN) & Bright Nickel T-Bar Handle (H1003.62.BN)



Worksurface: Strata Granite Nero Assoluto

LANGHAM

Inspired by country living, Langham's solid frame gives a classic shaker style, pair it with a neutral colour palette to create a kitchen you'll enjoy for years to come.

SHOWN HERE IN SAGE & ALABASTER



Solid wood/
real wood
veneer



AVAILABLE PAINT-TO-ORDER

See page 131 & 132



Worksurface: Strata Granite Colonial White **Handles:** Chrome T-Bar Handle (H995.68.CH) & Chrome Bar Handle (H994.160.CH)

CORNELL

Cornell's elegantly styled timber door with intricate feature detailing and elaborate accessories, is ideal for creating a beautifully styled period look.

SHOWN HERE IN CHALK



Solid wood/
real wood
veneer

FINISH AVAILABLE AS STANDARD



ALABASTER CLASSIC
MATT



FURTHER PAINTED COLOURS AVAILABLE

See page 131 & 132



Worksurfaces: Strata Granite Angolan Black Leather & Strata Timber Rustic Oak **Handles:** Solid Pewter Bar Handle (H784.224.PE)

MILTON

This unique framed shaker range offers the look and feel of a bespoke kitchen. Cleverly blurring the lines between classic and contemporary, Milton is available in a palette of 32 colours, which makes it work equally well in any home.

SHOWN HERE IN CHALK



Solid wood/
real wood
veneer



AVAILABLE PAINT-TO-ORDER

See page 131 & 132

MILTON IN ALABASTER

Right: Milton's sophistication adds detail and charm to this narrow footprint.



Worksurfaces: Strata Granite Indian Black Pearl & Strata Timber Oak
Handles: Stainless Steel Knob (TK2SS)

FINISHING DETAILS

Here you'll find a wide variety of finishing touches designed to make your kitchen your own. Our clever storage solutions, striking handles, and distinctive worksurfaces, all work together to help you create a beautiful kitchen, tailored to your individual taste and requirements.

COLOUR COLLECTION



Inject personality into your kitchen with a colour palette that reflects your individual style.

Whether you dream of creating a seamless, minimal canvas or unleashing a striking statement through bold rich shades, our collection of 32 beautiful hues, in both gloss or matt, will fit flawlessly into your lifestyle.

Visit your local Second Nature specialist to explore our selection up close.

LIGHTS



CHALK



POECELAIN



ALABASTER
MODERN



MUSSEL

GREYS



DOVE GREY




PARTRIDGE
GREY



SILVER GREY



SLATE



GRAPHITE

WARM NEUTRALS



CASHMERE



STONE



DAKAR



SUEDE



TRUFFLE



LAVA

BLUES/GREENS



CHINA BLUE



CHALK BLUE



SAGE



FLINT GREY



TRENCH COAT
GREY

DARKS



COPSE GREEN




HARTFORTH
BLUE



CHARCOAL

STATEMENT



CORNFLOWER



SPEARMINT




SAFFRON



UMBER


NEW ADDITIONS



DRY ROSE



PUTTY



DUST GREY



STORM BLUE



CADET



LOOK OUT FOR THIS SYMBOL WHERE DOOR FAMILIES ARE
AVAILABLE IN OUR FULL PAINTED PALETTE

DOOR COLLECTION



Create your perfect kitchen and your own signature look, from our extensive collection of modern and classic door styles. Choose from over seventy different colours and finishes available as standard. Or for a really personalised look, choose any shade from our our paint-to-order palette, to create a kitchen that really reflects your individual character and taste.

BioGraphy®

PORTER



WHITE
MATT & GLOSS



PORCELAIN
MATT & GLOSS



ALABASTER
GLOSS



BEIGE
GLOSS



CASHMERE
MATT & GLOSS



DOVE GREY
MATT & GLOSS



SILVER GREY
MATT & GLOSS



GRAPHITE
MATT & GLOSS



Available in
Matt & Gloss

REMO



WHITE
MATT & GLOSS



PORCELAIN
MATT & GLOSS



ALABASTER
GLOSS



BEIGE
GLOSS



CASHMERE
MATT & GLOSS



DOVE GREY
MATT & GLOSS



SILVER GREY
MATT & GLOSS



GRAPHITE
MATT & GLOSS




ELM




Available in
Matt & Gloss


LICHFIELD




PORCELAIN




ESPRESSO



PARTRIDGE
GREY




RYE OAK




Available in
Matt

TOMBA




WHITE




Available in
Matt & Gloss


FEATURE MODERN




RELAIMED OAK



CHARACTER
GRAPHITE




BLACK GLAZED



BRONZE
GLAZED

UNITY



PORCELAIN



SUPERMATT




GLOSS
METALICS




GLOSS
WOODGRAIN




ALPINA TIMBER VENEER COLLECTION




DEEP OAK




SMOKED LARCH
MATT




TABACCO




SMOAKED OAK




NATURAL OAK
MATT




MIST



BURNT ASH



SILVER OAK



ALCHEMY®

MILBOURNE



CHALK



PORCELAIN



ALABASTER
CLASSIC



ALMOND



SAGE



STONE



PARTRIDGE
GREY



GRAPHITE



Available in
Matt

FITZROY



PORCELAIN



ALMOND



STONE



DOVE GREY



PARTRIDGE
GREY



GRAPHITE



Available in
Matt

ELLERTON



CHALK



STONE



PARTRIDGE
GREY



Available in
Matt

MORNINGTON



PORCELAIN
SHAKER



STONE
SHAKER



DOVE GREY
SHAKER



PARTRIDGE
GREY SHAKER



GRAPHITE
SHAKER



PORCELAIN
BEADED



STONE
BEADED



DOVE GREY
BEADED



PARTRIDGE
GREY BEADED



GRAPHITE
BEADED



Available in
Matt

BROADOAK



ALABASTER
CLASSIC



STONE



PARTRIDGE
GREY



NATURAL



RYE




Available in
Matt

LANGHAM



LANGHAM



Available in
Matt

CORNELL



ALABASTER
CLASSIC



Available in
Matt

MILTON



MILTON



Available in
Matt



AVAILABLE IN MADE-
TO-MEASURE SIZES



MORE COLOURS ALSO AVAILABLE
THROUGH PAINT-TO-ORDER
See colour palette on page 131 & 132

PLANNING YOUR KITCHEN

Designing the most important room in your home requires careful planning. So, before you do anything else, there are some key questions to ask yourself.

What do you like and don't like about your existing kitchen? What really works for you in the current layout and what frustrates you? The negatives are just as important as the positives, as they can help you form a clear idea of what you do, or don't need in your new kitchen.



THE LOOK

With so many different styles, shapes, colours and materials to choose from, there's a lot to think about in achieving the right look for your kitchen. For instance, do you have a strong preference for traditional or contemporary styled furniture? You may be clear on this from the outset, but the kitchen should be seen as part of your overall interior design plan, rather than a standalone element. With so much inspiring content available from magazines and online, have some fun creating a moodboard of styles, textures and colours you really like.




LAYOUT & SHAPE

There are four vital zones that will create a natural and efficient flow to your kitchen; cooking, food preparation, sink and storage. However, increasingly kitchens are used for all types of activities. Do you need a room that can cope with the rigours of a busy family? Are you going to dine in your kitchen? Are you a keen cook? Do you need a multi-purpose space to relax too? Ultimately, it's your kitchen, so it's important to design the space and features around the activities that will take place in it. Most of all, ensure you match your kitchen to your lifestyle.

The shape and size of your room will directly influence the layout you decide on, but it is worth exploring the range of layouts available, as some will suit your lifestyle better than others. Even in a tight space a clever designer can still work miracles.

THE BUDGET

When setting your budget, bear in mind that the cost of key elements, such as appliances, cabinets and worksurfaces, can vary dramatically. If you decide to choose branded appliances, for example, then this may well account for a considerable share of your overall cost. Your choice of worksurface can also affect costings significantly, so you may have to make some compromises to stay in budget.



THE PRACTICALITIES

Addressing the practical aspects of your new kitchen is key to its success. We know how important plenty of well-planned storage is in creating an organised kitchen and helping to keep worktops clutter-free. You will find plenty of clever storage ideas in this inspiration book to make the most of the cupboard space you have.

Consider the functions you require from your appliances, sink and worktop. For example, do you need a worksurface area that also doubles as a breakfast bar? Don't overlook lighting, which is important in establishing the mood of a kitchen as well as ensuring adequate illumination of preparation and cooking areas.



CHOOSING A DESIGNER

A good kitchen designer is the person responsible for making your perfect kitchen a reality. This doesn't come about through chance, but by employing the services of an expert who will work with you, listening to your ideas and advising you on what will work and what may not. Your local Second Nature specialist will guide you on the best layout for your space and advise on colours, materials, storage, worksurfaces, lighting and appliances. In fact, all the decisions you'll need to make. The result will be a kitchen that works for you and your lifestyle - now and well into the future.



STORAGE

A PLACE FOR EVERYTHING

When planning your kitchen, it's important to consider the things that you're likely to store in your cupboards. Often overlooked, the inside of your kitchen is just as important as the outside, for creating both a beautiful, and practical space that is a pleasure to use.

Our smart storage solutions offer a handy home for almost any item you can think of – such as dry foods, pots, pans, plates, herbs and spices, and more. Purpose designed for saving space, and getting to your items quickly and easily, it's also important that the layout of your key storage and appliance areas work in harmony with each other for the most efficient use of your space.

TOP TIPS FOR THE PERFECT FLOW

THE KITCHEN TRIANGLE

The primary tasks in your kitchen are carried out between the hob, the sink and the fridge. The triangle that connects these three areas defines what kitchen experts call an 'efficient kitchen layout'. The triangle is the shortest, most effective way to tread between these three areas and should be considered in your new kitchen design.

GROUP SIMILAR FUNCTIONS

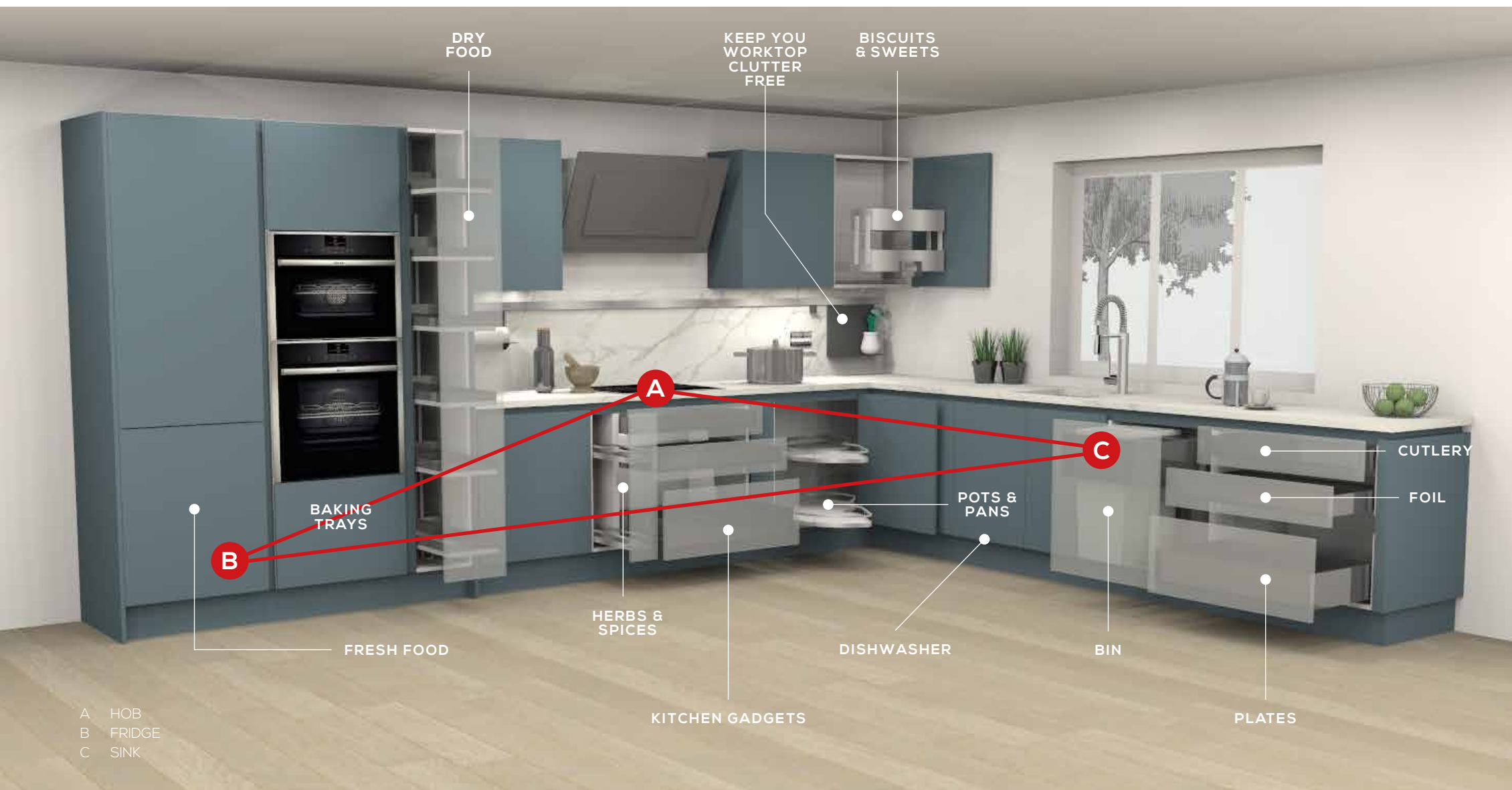
Consider grouping the functions of your kitchen and planning your storage accordingly. There's no point in placing a spice rack metres away from the hob. Specialist trays and inserts for our range of base units and pull outs, help you to create order with a designated place for everything.

THE PERFECT SERVE

Try to imagine where you're most likely to serve up your meals. This is a great place to store your cutlery, plates and bowls. Take advantage of our wide range of drawer inserts and modular dividers, to help make meal times quicker, with everything kept conveniently to hand.

DON'T BE AFRAID OF HEIGHTS

Many British homes enjoy high ceilings and utilising this extra space should be a priority in all kitchen schemes. Consider doors that open upwards or specify our clever iMove units which allow you to bring the contents of high cupboards down to eye level.



LARDER STORAGE



Getting to the things at the back of your cupboards can be a real hassle. Our larders put everything clearly in sight, with an innovative system which moves the whole contents of the cupboard towards you. With quick and easy access to all your items, you'll never lose anything again, or find out-of-date ingredients lurking at the back of your cupboards. Less food will go to waste, which will save you money.

LARDER ▼



Our bestselling larder comes all the way out of the cabinet, making items easy to see and reach. Height adjustable trays offer a truly flexible solution for storing things of different shapes and sizes.



► TANDEM LARDER



Designed especially for wider units, it opens just like a fridge. The rear trays are automatically drawn forward when the front door is pulled open. Anti-slip surfaces also mean that your items won't move around.



◀ CONVOY PREMIO



Our luxury Convoy Premio comes with either glass or oak sided trays. All of our larder units are soft close, and can hold up to a whole weeks' worth of groceries!

▼ SPACE TOWER



Available in anthracite or grey, our Space Tower offers a quick and easy larder solution, with the flexibility of individual drawers.



CORNER STORAGE



Make dark and dingy corners a thing of the past with our bestselling corner storage solutions. Utilising clever engineering, they smoothly bring the very depths of these corner cupboards all the way out to you.



▲ LEMANS

With innovative curves, and independently moving shelves, the LeMans corner unit smoothly glides out from inside the cupboard, putting just what you need right there at your fingertips.



◀ MAGIC CORNER

The Magic Corner quickly and easily pulls the entire contents of the cupboard out to you, giving you easy access to everything all at once.



PULL OUTS & PULL-DOWNS



WALL STORAGE

Make use of your full ceiling height, and never struggle to reach your wall cabinets again. Integrate a handy wall storage solution, cleverly designed to bring the whole contents of your wall cupboards within easy reach.



◀ ▲ iMOVE

Our clever iMove allows you to pull the whole shelves down to eye level.



UNDER COUNTER STORAGE

Make everyday tasks a breeze, with our smart range of under the counter storage solutions. Designed to maximise and organise every inch of your cupboard space, we've thought of everything - from handy removeable cleaning baskets, to neat spice rack pull-outs which are perfect for keeping close to your hob.



◀ BASE PULL-OUT

Transform narrow and awkward spaces with dynamic and functional storage.



▼ CLEANING AGENT

Easily access all your cleaning items and transport them with this portable pull-out basket.



DRAWER OPTIONS



The inside of your kitchen deserves to be just as beautiful and practical as the outside. So, once you've chosen your fronts, why not continue your style right through to the insides, with one of our high quality, and simply stunning drawer box ranges? Choose a complementary colour and finish for a considered, seamless look. Add inserts and accessories to keep you organised, with hidden double drawer options, allowing to make full use of the space and height, whilst maintaining a deep drawer look.



▲ LEGRABOX

Sleek and matt, LEGRABOX drawers in deep Anthracite complete any contemporary look.



▲ TANDEMBOX

Simple and minimalist in soft grey, TANDEMBOX drawers easily compliment any modern or classic design.



◀ DOVETAIL DRAWER

Crafted in solid timber, our dovetail drawers offer warmth and refinement in any traditional kitchen.

DRAWER ORGANISATION



Boxes, dividers and removeable holders help to solve endless rummaging and drawer disarray! Our fantastic range of accessories control your containers, enclose your ingredients, and systemise your snacks.



▲ MODULAR BOX INSERTS

Mix and match our range of oak tray inserts to configure your drawer contents to suit your lifestyle.



▲ PEG BOARD

Keep your pots and pans firmly in place with our removeable plate racks and pegs.



▲ CUTLERY TRAY

Available in a wide range of widths, our preconfigured cutlery trays in modern anthracite, fit quickly and simply, straight into your drawers.



This is just a small selection of the handy drawer and storage solutions we have available. Visit your local Second Nature retailer to explore our full range.



WASTE BINS & RECYCLING

...

Disposing of our waste responsibly is a key concern in many households. Whether you need a single unit for under the sink, or a bigger multi-compartment unit to help separate out your recycling items, we've got a solution to help. Available with up to four compartments, our bins seamlessly integrate into any kitchen design, making your waste management an easy part of daily life.



▲ **ONE COMPARTMENT**

A perfect under-sink bin.



▲ **TWO COMPARTMENT**

Offers separate sections for waste and recycling.



▼ **THREE COMPARTMENT**

Drawer bin - a handy solution for a drawer only kitchen.



▲ **FOUR COMPARTMENT**

Multi compartments are perfect for serious recycling.

Large capacity bin in Anthracite to complement your modern internals and drawers.



◀▶ **LAUNDRY BASKET**

Keep your laundry neatly tucked away in an integrated basket, purpose designed for your utility cupboards.



WORKSURFACES



Selecting the right worksurface is essential for creating a kitchen that not only looks great, but also suits your lifestyle.

Our beautiful collection of worksurfaces offers something for every home, in a wide variety of materials, colours, patterns, shapes and finishes. A big part of your overall look, they also need to stand up to the rigours of daily life, so it's important that you choose the right surface for your kitchen needs.



◀ GRANITE

Perhaps you'll choose natural granite for its inherent strength? With no two pieces of granite the same, each has its own unique pattern – making a fabulous statement in any kitchen design.



▶ QUARTZ

Equally strong, Quartz is a man-made material, offering impeccable resilience, heat and stain resistance. It's perfect for your main kitchen run, or preparation areas.

◀ TIMBER

For a touch of warmth and character choose a beautiful, solid Timber worksurface. Timber can look stunning when applied to your whole kitchen, or when used for smaller task areas, such as a breakfast bar or integrated butchers block.

▶ SOLID SURFACE

As a durable, acrylic material, Solid Surface offers you the freedom to get creative. It offers a near to endless range of shapes, thicknesses and colours, in a seamless, joint free finish, across large surface areas.



◀ ULTRA COMPACT

With Ultra Compact material, you can achieve the appearance of luxury materials like marble, stone and even metal, without the associated maintenance. With ceramic like properties, you can go super slim, while maintaining extreme durability.



MIX IT UP

Have you considered mixing your materials? Combining different worksurfaces can help you to create a bespoke, personalised look. Matching a mixture of materials that are best suited to key task areas, can also help you to zone your space, and create perfect order and flow.

Taking a mixed approach may also help stretch your budget, by interrupting more expensive material runs, with other cost-effective insets. This is a helpful solution should your chosen material pose any limitations, such as length or shape.

CRAFTED IN-HOUSE, JUST FOR YOU

Your chosen worksurface will be personally crafted by our team of in-house experts, using the latest technology and world leading materials. That's why you can be sure that your Second Nature worksurface will always be of the highest quality, strength, durability, with a beautifully flawless finish.



MAKE THE PERFECT CHOICE

To help you choose your perfect worksurface, we've created five collections centred around popular kitchen styles. This is just a small selection of the materials we have to offer – so speak to your local independent retailer to explore our full collection, touch and see real samples, and find the perfect worksurface to complement your dream kitchen.

NATURAL NEUTRALS COLLECTION



ELEGANT CREAM
STRATA QUARTZ



ARGENTUM
NEOLITH ULTRA COMPACT



IVORY FANTASY
STRATA GRANITE



SINUOUS WHITE
STRATA GRANITE



MARBLED GREY
STRATA QUARTZ



GRIS SYLVESTRE
STRATA GRANITE



ELEGANT CLAY
STRATA QUARTZ



HAIL STORM
STRATA QUARTZ



ELEGANT GREY
STRATA QUARTZ



RUSTIC OAK
STRATA TIMBER



STRATA SALVAGE
STRATA TIMBER



STRATA SELECT
STRATA TIMBER

GLAMOUR COLLECTION




HI-MACS ICE QUEEN
SOLID SURFACE



QUARTZ MIRROR
STRATA QUARTZ



CHROME
SILESTONE QUARTZ



GREY MIRROR
STRATA QUARTZ



MOON PEARL
STRATA GRANITE




BLACK SHIMMER
STRATA GRANITE




GRAPHITE PEARL
STRATA GRANITE




DAPPLED PEARL
STRATA GRANITE



BLACK COSMIC
STRATA GRANITE



STAR GALAXY
STRATA GRANITE



EBONY
STRATA QUARTZ



SPECTRA
DEKTON ULTRA COMPACT

HERITAGE COLLECTION



COLONIAL WHITE
STRATA GRANITE



HAIL STORM
STRATA QUARTZ



BIANCO SARDO
STRATA GRANITE



ALASKA WHITE
STRATA GRANITE



GIALLO CECILIA
STRATA GRANITE



AZUL ARAN
STRATA GRANITE



RUSTIC OAK
STRATA TIMBER



STRATA SELECT
STRATA TIMBER



OAK & WENGE
STRATA TIMBER



RIPPLED MINK
STRATA GRANITE



BLUE PEARL
LUNDHS GRANITE



PREMIUM BLACK
STRATA GRANITE

INDUSTRIAL COLLECTION



RAW CONCRETE
CAESERSTONE QUARTZ



SYMPHONY GREY
CAESERSTONE QUARTZ



TRILLIUM
DEKTON ULTRA COMPACT



IRON GREY
NEOLITH ULTRA COMPACT



LAVA ROCK
CORIAN SOLID SURFACE



ASH GREY
STRATA QUARTZ



IRON CORTEN
NEOLITH ULTRA COMPACT



STEEL GREY
STRATA QUARTZ



TAN BROWN
STRATA QUARTZ



BLACK LINEN
STRATA QUARTZ



ARDEN BLUE
SILESTONE QUARTZ



SIRIUS
DEKTON ULTRA COMPACT

WHITE COLLECTION



BRILLIANT WHITE
STRATA QUARTZ



GLACIER WHITE
CORIAN SOLID SURFACE



ANTARCTICA
CORIAN SOLID SURFACE



ENZO
DEKTON ULTRA COMPACT




CALACATTA GOLD
STRATA QUARTZ



STATUARIO
STRATA QUARTZ




MARBLD WHITE
STRATA QUARTZ



WHITE VENATO
STRATA QUARTZ



ARCTIC STORM
STRATA QUARTZ



HALO
DEKTON ULTRA COMPACT



DISTRESSED
STRATA TIMBER



CARRARA CLASSIC
STRATA QUARTZ


































STRATA QUARTZ STATUARIO | Part of our White Collection

MODERN HANDLES

BioGraphy®

Although small, handles play a big part in determining your overall look. Strong and structured, with clean lines and contemporary detail, our modern handle collection helps you to create a striking finish in any space. Whether you keep it sleek and simple with stainless steel, make a bold statement with an industrial finish, or even mix it up with several styles, the choice is yours to add any amount of personality and flair.



					
STAINLESS STEEL EFFECT ARLINGTON FAMILY H503.60.SS	STAINLESS STEEL EFFECT ARLINGTON FAMILY H503.128.SS / H504.192.SS H505.224.SS / H506.384.SS	STAINLESS STEEL EFFECT CLERKENWELL FAMILY H1124.96.SS & H1124.256.SS	STAINLESS STEEL EFFECT CLERKENWELL FAMILY H1124.256.SS	STAINLESS STEEL EFFECT HOLBORN FAMILY K1108.32.SS	STAINLESS STEEL EFFECT HOLBORN FAMILY H1047.160.SS
					
STAINLESS STEEL EFFECT H1072.200.SS & H1072.360.SS	STAINLESS STEEL EFFECT H112620.96.SS H112620.SS (128MM)	STAINLESS STEEL EFFECT H117510.SS / H118655.SS / H119835.SS H120920.SS / H121155.SS / H109188.SS H110237.SS / H111337.SS / H112387.SS H113437.SS / H114537.SS / H115737.SS H116937.SS	CHROME H1120.60.CH	CHROME H1120.160.CH & H1120.256.CH	CHROME H1114.160.CH
					
CHROME KENSINGTON FAMILY K770.32.CH	CHROME KENSINGTON FAMILY H768.128.CH & H769.192.CH	CHROME KENSINGTON FAMILY K1043.32.CH	CHROME KENSINGTON FAMILY H1044.128.CH	BLACK SOFT TOUCH & STAINLESS STEEL H952.160.SSBL	WENGE FINISH & STAINLESS STEEL H953.160.SSWE
					
BLACK SATIN EFFECT H1082.160.BS & H1082.320.BS	BLACK SATIN EFFECT H1087.32.BS / H1087.160.BS H1087.256.BS	BLACK SATIN EFFECT H1088.32.BS / H1088.160.BS H1088.256.BS	ANTIQUE COPPER ELDON FAMILY H1084.128.AC	ANTIQUE COPPER ELDON FAMILY H1084.160.AC	ANTIQUE COPPER ELDON FAMILY H1084.320.AC
					
CHROME & BROWN H761.128.CHBR / H762.192.CHBR H763.320.CHBR	WALNUT FINISH K967.50.WA	OAK H954.192.OA	KNURLED HANDLE COLLECTION AVAILABLE IN STAINLESS STEEL, MATT BLACK AND ANTIQUE BRONZE		
					
ALUMINIUM HANDLELESS TRIM	MATT WHITE HANDLELESS TRIM	MATT GRAPHITE HANDLELESS TRIM			

CLASSIC HANDLES

ALCHEMY®

It's the finer details that make all the difference. Elegant and characterful, with refined touches, our classic handle collection helps create a timeless look in any kitchen. Add a hint of warmth and interest through antique bronze or rustic hand forged steel, or stay crisp and bright with a flash of chrome – so classically simple you can't go wrong.



STAINLESS STEEL EFFECT
GUILDFORD FAMILY
H1027.32.SS



STAINLESS STEEL EFFECT
GUILDFORD FAMILY
H1028.64.SS



STAINLESS STEEL EFFECT
GUILDFORD FAMILY
H1029.128.SS



STAINLESS STEEL EFFECT
GUILDFORD FAMILY
H1030.192.SS



STAINLESS STEEL EFFECT
H1070.64.SS



STAINLESS STEEL EFFECT
H585.128.SS



STAINLESS STEEL EFFECT
PORTLAND FAMILY
TK2.SS



STAINLESS STEEL EFFECT
PORTLAND FAMILY
1003/79.SS



STAINLESS STEEL EFFECT
PORTLAND FAMILY
1001/131.SS



CHROME
WELLINGTON FAMILY
K1075.32.CH



CHROME
WELLINGTON FAMILY
K879.34.CH



CHROME
WELLINGTON FAMILY
H1079.32.CH



CHROME
MAYFAIR FAMILY
K265.33.CH



CHROME
MAYFAIR FAMILY
H1091.60.CH



CHROME
MAYFAIR FAMILY
H1092.64.CH



CHROME
MAYFAIR FAMILY
H267.96.CH



CHROME
BLOOMFIELD FAMILY
H995.68.CH



CHROME
BLOOMFIELD FAMILY
H994.160.CH



CHROME
K999.38.CH



PEWTER
CROMWELL FAMILY
K1109.35.PE



PEWTER
CROMWELL FAMILY
H1111.64.PE



PEWTER
CROMWELL FAMILY
H1112.64.PE



HANDFORGED STEEL
K1097.40.HS



HANDFORGED STEEL
H1100.160.HS & H1100.288.HS



ANTIQUE BRONZE EFFECT
CLAREMONT FAMILY
K1106.30.BR



ANTIQUE BRONZE EFFECT
CLAREMONT FAMILY
H1105.64.BR



ANTIQUE BRONZE EFFECT
CLAREMONT FAMILY
H1103.160.BR



ANTIQUE BRONZE EFFECT
DARTMOUTH FAMILY
H1123.60.BR



ANTIQUE BRONZE EFFECT
DARTMOUTH FAMILY
H1128.160.BR



SANDED OAK
S87/44X10 & S87/55X10



MATT BLACK
HOXTON FAMILY
H1104.96.MB



MATT BLACK
HOXTON FAMILY
H1109.160.MB



COPPER
BARTON FAMILY
K1110.33.CO



COPPER
BARTON FAMILY
H1092.64.CO

LIGHTING



Lighting is no longer just a kitchen accessory, it's a necessity. Creating a tailored lighting plan in the early stages of your kitchen design, will not only make your space feel lighter and brighter, but it can add that all important wow-factor.



- A Under cabinet lighting
- B In/over cabinet lighting
- C Drawer/shelf lighting
- D Plinth lighting
- E Flexible strip lighting
- F Ceiling lighting (not shown)

WHAT DO I NEED & WHERE?

In selecting the most appropriate lighting for the various tasks being carried out in your kitchen, a good place to start is considering these three key lighting environments – Task, Mood and Convenience.



MOOD LIGHTING

Also referred to as feature, decorative or accent lighting, mood lighting is used to add dimension and depth to the room in order to create atmosphere and provide personality.



CONVENIENCE LIGHTING

Convenience lighting has a more specific purpose. It is directional and intended to be focused towards a specific area or to be used for a particular job in drawers or in cabinets.



TASK LIGHTING

Task lighting provides effective light to undertake everyday activities such as food preparation. Perfectly positioned, task lighting makes the kitchen an efficient working space.

WARM WHITE VERSUS COOL WHITE

The LED colour that you choose for your kitchen can make a huge impact!

WARM WHITE



Warm white lighting pairs beautifully with deep, rich tones and woodgrains.



COOL WHITE



Cool white lighting can perfectly compliment a monochrome, light neutral, or minimal palette.



UNDER CABINET LIGHTING ▶

Cabinet lighting provides the ultimate task lighting to illuminate your worksurfaces without the need for bright, dazzling ceiling lights. Strip lights provide diffused, unbroken light whilst spot lights create the perfect balance of ambience and enough illumination for your daily tasks.



PLINTH LIGHTING ▶

Trim your plinth with serene mood lighting to illuminate your floor, whilst adding depth and dimension to the room. Plinth lights are perfect for creating low-light situations to help you relax and complement your kitchen aesthetics in the evenings.



◀ IN/OVER CABINET LIGHTING

In-cabinet lighting helps you to quickly see everything at hand, eliminating the need for powerful ceiling lighting in that area; with motion sensor options available to help you save on your energy bills. Over-cabinet lighting helps illuminate your cupboards, providing gentle mood lighting.



◀ FLEXIBLE STRIP LIGHTING

Flexible strip lighting creates a relaxing mood, and is perfect for highlighting your features and furniture. We even have strip lighting options which can alternate between 7 colours!

SHELF & DRAWER LIGHTING ▶

Internal shelf and drawer lighting is the perfect solution for providing quick night-time lighting right where you need it, without turning on your bright ceiling lights. Opt for a solution with an inbuilt motion sensor for further energy savings.



CEILING LIGHTING ▶

Ceiling lighting provides the ultimate illumination to help you effectively complete daily tasks, often acting as striking feature either in the centre of your room, or over key seating/dining areas. You might choose warm white for a traditional kitchen look and to encourage a calming tone in the evenings; or perhaps cool white to compliment a contemporary kitchen and promote alertness throughout the day.





APPLIANCES, SINKS & TAPS

...

Designing a kitchen isn't just about the look, it's about creating a practical and functional space that works for you – and appliances are a key part in getting this right.

Whether you're a keen cook, a fan of gadgets, or like to keep things simple, your local Second Nature specialist, will help you make the right choices to suit your lifestyle, and seamlessly integrate them into your design.




REAL KITCHENS

...

Seeing a real example of how a kitchen design could look in your own home, can often be the reassurance and confidence you need to make that final decision.

Explore the Real Kitchens gallery of our Second Nature website, to see a whole host of different kitchens installed in real British homes. Browse by style, finish and layout, gathering design ideas and a true indication of the whole project cost, whilst getting to know the Second Nature retailers in your local area.

To browse our real projects, visit
www.sncollection.co.uk/real-kitchens



TOP TO BOTTOM - LEFT TO RIGHT

Porter Gloss Cashmere Essential Interiors, Fitzroy Almond Elements Kitchens, Milbourne Stone Interiors 4 Living, Mornington Stone Interiors 4 Living,
Fitzroy Hartforth Blue C & C Kitchens Ltd, Fitzroy Copse Green Elements Kitchens, Fitzroy Graphite Aristocraft, Broadoak Stone Finline Interiors,
Remo Gloss White John Willox Kitchen Design, Milbourne Painted Aristocraft, Remo Silver Grey Decor Kitchens & Bathrooms, Broadoak Painted Ice Interior Ltd



FIND YOUR LOCAL SPECIALIST

...

We hope you've enjoyed browsing our inspiration book, and that you're filled with new and exciting ideas for your dream kitchen.

With a near to endless range of design options, there's so much more for you to explore – and there's simply nothing more stunning than seeing the beauty of our kitchens up close.

So, armed with your favourite looks and kitchen must-haves, or a totally open mind, pop down to your local Second Nature retailer who'll work with you to create something entirely unique, that fits you, your budget, and your home, perfectly.

To find your local Second Nature specialist, visit

www.sncollection.co.uk/showrooms



